



**YARD** Interior Design &  
Visualization Studio

---

WORKFLOW


## 01 Project Intake

We receive the full project package:

- \_floor plans / CAD files
- \_project brief and objectives
- \_references (if available)

We align scope, responsibilities, and workflow structure from the beginning.

We can collaborate either with the client's architect or provide architectural support through our network if needed.





## 02 Space Analysis & Design Strategy

We analyze the architectural base:

- \_spatial layout and circulation
- \_functional zoning
- \_proportions and constraints
- \_architectural intent

We identify key opportunities for design and visualization.



### 03 Moodboard & Visual Direction

We define the visual language of the project:

\_style direction

\_material references

\_color palette

\_lighting mood

\_furniture and aesthetic inspiration

This aligns all stakeholders on a clear visual direction.

---

WORKFLOW




OIA Penthouse, Marbella / interior design by YARD

#### **04 Interior Design Concept**

We develop the interior design approach:

- \_spatial concept and layout logic
- \_material and finish strategy
- \_furniture direction and composition
- \_design narrative aligned with architecture

This becomes the foundation for 3D development.



## 05 3D Spatial Design Setup

We build the 3D model for design development:

- \_spatial layout in 3D
- \_furniture placement
- \_early design validation

This stage is used for design decisions, not final visuals.

## 06 Design Review


We present the space in real-time:

- \_spatial understanding
- \_quick design iterations
- \_feedback on layout, proportions and materials

This is used for design validation and communication.



Alcazaba Penthouse, Estepona / interior design by YARD



## 07 High-End Visualization

We produce high-end interior and exterior renders based on approved design:

- \_photorealistic images
- \_cinematic visuals / animations
- \_marketing-ready content

This is the final communication layer of the project.

---

WORKFLOW

# YARD

Our goal is to create interiors that are both functional and visually compelling. Through a collaborative process, we transform ideas into spaces that can be confidently developed, presented, and experienced.